

Small Group Experience

LESSON 4 - "The Parable of the Talents"



Whatchagaddaknow?:
"I Gotta Use It - Or Lose It"



Power Verse:

"To those who use well what they are given, even more will be given..."
- **Matthew 25:29**

Retelling The Bible Story

SUPPLY LIST:

- * Talent Print Piece
- * Three envelopes

TEACHER INSTRUCTIONS:

Before small group begins, familiarize yourself with the story so that you can facilitate and guide the discussion. Print and cut the Talent Print Piece, and place the "coins" in envelopes. There will be one envelope to represent each of the servants in the story. One envelope should have 10 coins, the next envelope should have four coins, and the last envelope should have one coin. Once small group begins, divide the group into three teams. To review the Bible Story, you will host a "Talent" Show. Each team will represent one of the servants from the Bible Story, and you will represent the master. Present each team with their envelope of talents. The first two teams must each come up with a clever idea of how they invested their talents and doubled them. This could be a fun business idea or anything that they can dream up. Team three must come up with their excuse as to why they did nothing with their talent. Allow time for the teams to discuss their plans. Once this is complete, allow the teams to make their presentations at the "Talent" Show!

Say - Welcome! I hope you are ready, because you are about to be in a "Talent" Show. Don't worry! This is not the sort of talent show where you sing, dance, juggle puppies, or play the ukele with your toes. The talent I am talking about is the kind we learned about in our Bible Story.

Ask - What was the "talent" in our Bible Story?

-Allow time for the kids to respond-

Say - Great memory! The talent in our Bible Story was a sum of money. I am dividing you all into three teams. Each team will represent one of the servants from our lesson. I will play the part of the master and will serve as the judge for this "Talent" Show. Each team will be given an envelope of talents. Open your envelope and count your talents to determine which servant your team represents - Servant One, Servant Two, or Servant Three! The teams that represent Servant One and Servant Two will need to come up with a fun plan for how they invested the master's money. Your plan could be a business idea, like a bake sale, a pet rock walking service, or even a toe-hair washing salon! The team representing Servant Three will come up with an excuse as to why you did nothing with the master's money. Each team will present their use of the talents in the "Talent" Show.

-Allow time for the teams to come up with their plans-

Say - It is time to begin our "Talent" Show. Would the team representing Servant One please make their presentation?

(Continued on next page)

-Allow time for the team to make their presentation-

Ask - Would the team representing Servant Two please make their presentation?

-Allow time for the team to make their presentation-

Ask - Would the team representing Servant Three please make their presentation?

-Allow time for the team to make their presentation-

Say - The first team made wise choices. You were faithful and had a plan for my money. Well done! Team number two, you also made wise choices with my money. Way to plan, and well done! Team three, you did not make wise choices with my money. You gave me excuses. You did not plan, and failing to plan always leads to loss. However, I would like to give special thanks to the team representing the third servant. No one likes to be on the losing team, so thank you for being willing to play the part!

Ask - Why do you think the first and second servants invested the master’s money? Was this a wise plan?

-Allow time for the kids to answer; discuss their answers with the group-

Ask - Why do you think the third servant buried the master’s money? Was this a wise plan?

-Allow time for the kids to answer; discuss their answers with the group-

Ask - Why do you think Jesus told this parable?

-Allow time for the kids to answer; discuss their answers with the group-

Game/Activity

SUPPLY LIST:

- * Marquee & Talent Letters Print Piece (one per team)
- * Scissors (for the group to share)
- * Glue (for the group to share)

TEACHER INSTRUCTIONS:

Before small group begins, print copies of the Marquee & Talent Letters Print Piece. Once activity time begins, divide the group into teams and allow them time to cut out the “TALENT” letters. Once this is complete, begin question and answer time. For each correctly answered question, allow the team to glue one letter to their marquee. The first team to spell “TALENT” wins.

Say - The master passed out money to his servants, and I thought that since I am playing the role of the master, I would pass out something as well. Sadly, it’s not money. It’s paper. I need you to cut out the “TALENT” letters.

-Allow time for the kids to complete the task-

Say - I will ask some review questions. If your team thinks they knows the answer, raise your hands. If you answer correctly, your team can glue one letter to your marquee. The first team to spell “TALENT” wins.

-Ask the review questions-

(Continued on next page)

- Q. How many talents did the master give the first servant?
A. Five
- Q. How many talents did the master give the second servant?
A. Two
- Q. How many talents did the master give the fifth servant?
A. None! That was a trick question - there was no fifth servant in our story!
- Q. True or False: The master said he was going away on a trip but that he would return.
A. True
- Q. Jesus told this parable to teach about _____.
A. Stewardship
- Q. In our story, the master represents _____.
A. God
- Q. Who deserves the credit for our money, talent, and possessions?
A. God
- Q. True or False: Being a good steward is something that you will regret.
A. False
- Q. What is our Whatchagaddaknow?
A. “I Gotta Use It - Or Lose It!”

Group Sharing

SUPPLY LIST:

- * Time, Abilities, & Possessions Marquees Print Piece (*one per kid*)
- * Pencils, crayons, or markers

TEACHER INSTRUCTIONS:

Before small group begins, print and cut copies of the Time, Abilities, and Possessions Marquee Print Piece. Group sharing is focused on encouraging the kids to open up and discuss the lesson concepts and relate those concepts to their lives. Help facilitate and guide the discussion time.

Say - Each and every person was created by God and given a measure of talent. I know what you might be thinking - “I don’t really feel very talented. Are you sure about that?” I get it. Often, we are our own worst critic. You may not think you have much to offer, but God says just the opposite. God’s talent show stars EVERYONE! Every single person on this planet has some talent that they can use for God. Just to make sure we are on the same page, let’s define “talent from God.” When we talk about talent from now on, don’t just think “money.”

Ask - What do we mean when we say, “God’s talents?”

-Allow time for the kids to answer; discuss their answers with the group-

(Continued on next page)

Say - Anything that God gives us that we can use to build His Kingdom is a “God talent.” We are going to take a look at three types of God-given talents. The first is TIME. Write “TIME” in the first blank.

-Allow time for the kids to complete the task-

Ask - How is TIME something that you can use to build God’s Kingdom?

-Allow time for the kids to respond; discuss their thoughts with the group-

Ask - What happens if we waste the TIME God has given us?

-Allow time for the kids to respond; discuss their thoughts with the group-

Say - Let’s move to the next feature of Gods talent show - ABILITIES! Write “ABILITIES” in the second blank.

-Allow time for the kids to complete the task-

Ask - What are some ABILITIES that you can use to build God’s Kingdom?

-Allow time for the kids to respond; discuss their thoughts with the group-

Ask - What are some reasons people might not use their ABILITIES for God?

-Allow time for the kids to respond; discuss their thoughts with the group-

Ask - What happens if we waste the ABILITIES God has given us?

-Allow time for the kids to respond; discuss their thoughts with the group-

Say - The final feature in God’s talent show is POSSESSIONS. Write “POSSESSIONS” in the third blank.

-Allow time for the kids to complete the task-

Ask - How are POSSESSIONS something that you can use to build God’s Kingdom?

-Allow time for the kids to respond; discuss their thoughts with the group-

Ask - Can God use someone with many POSSESSIONS just as much as He can use someone with few POSSESSIONS? Why or why not?

-Allow time for the kids to respond; discuss their thoughts with the group-

Ask - What happens if we waste the POSSESSIONS God has given us?

-Allow time for the kids to respond; discuss their thoughts with the group-

Say - God trusts us to be good stewards. What a cool thought. God trusts you and me, and so He gave us precious gifts that can be used to build His Kingdom. Let’s be good stewards, trustworthy servants who use the gifts God gives us. Let’s be careful not to waste God’s time, abilities, or possessions.


Prayer Time




Say - God has given EVERYONE talents that can be used to build His Kingdom. Let’s pray and ask God to help us use our talents wisely and for His glory!

Pray

Closing

Say - The master was looking to find stewards that he could trust. He was looking to find servants who would work hard and make wise choices. Two of the servants turned out to be exactly who the master was hoping to find. They were wise, and they had plans. When he found the faithful servants, he was overjoyed. God is looking to find faithful stewards that He can trust. He is looking to find servants who will make wise choices and use the gifts they have been given. Will you be a faithful servant? Will God be full of joy as He looks at your life? This week, take time to really think about how you use the gifts God has given you. If you need to adjust some of your priorities, do it! Line up your life and choices so that God will be able to look at you and say, “Well done, my good and faithful servant!” I am proud of you guys. Thanks for being here. I will see you next time!





NOW SHOWING

TALENTS

NOW STARRING: EVERYONE!

FEATURING _____

**TO THOSE WHO USE WELL WHAT
THEY ARE GIVEN, EVEN MORE WILL BE GIVEN...**

MATTHEW 25:29

NOW SHOWING

TALENTS

NOW STARRING: EVERYONE!

FEATURING _____

**TO THOSE WHO USE WELL WHAT
THEY ARE GIVEN, EVEN MORE WILL BE GIVEN...**

MATTHEW 25:29

NOW SHOWING

TALENTS

NOW STARRING: EVERYONE!

FEATURING _____

**TO THOSE WHO USE WELL WHAT
THEY ARE GIVEN, EVEN MORE WILL BE GIVEN...**

MATTHEW 25:29

NOW SHOWING

TALENTS

NOW STARRING: EVERYONE!

FEATURING _____

**TO THOSE WHO USE WELL WHAT
THEY ARE GIVEN, EVEN MORE WILL BE GIVEN...**

MATTHEW 25:29